



Southern Rust in Corn - Disease Development and Fungicide Use

Nathan Kleczewski

Department of Crop Sciences
University of Illinois

January 30, 2020

farmdoc daily (10): 17

Recommended citation format: Kleczewski, N. "[Southern Rust in Corn- Disease Development and Fungicide Use.](#)" *farmdoc daily* (10): 17, Department of Agricultural and Consumer Economics, University of Illinois at Urbana-Champaign, January 30, 2020.

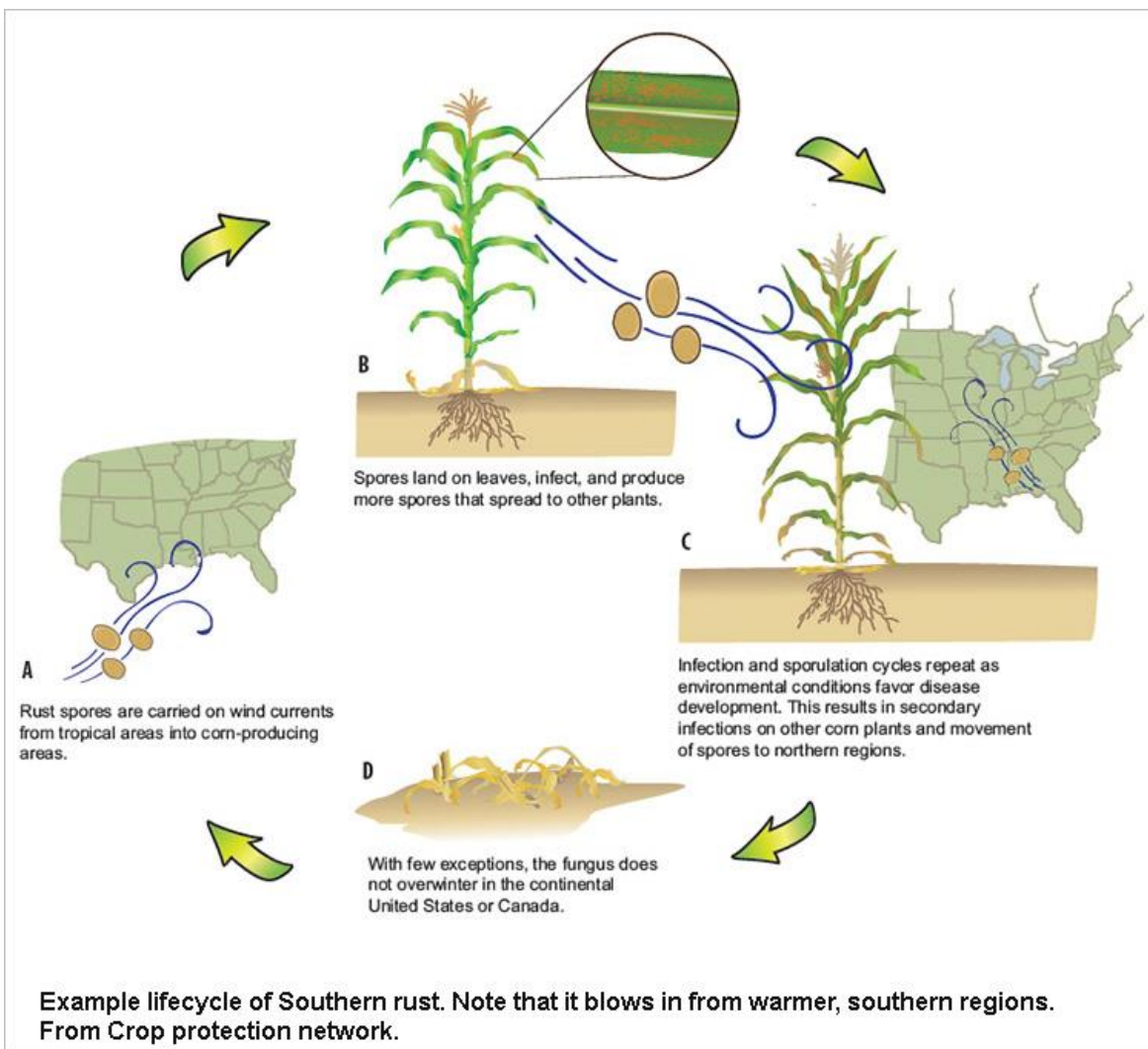
Permalink: <https://farmdocdaily.illinois.edu/2020/01/southern-rust-in-corn-disease-development-and-fungicide-use.html>

Southern rust is caused by the obligate fungal pathogen *Puccinia polysora*. *Puccinia polysora* produces fuzzy, raised structures called **pustules** on leaves and stalks of corn. Pustules contain thousands of small orange spores. When you rub these pustules between your fingers, the spores may leave a dusty orange coat on your fingers, hence the reason it is called a "rust." Pustules of Southern rust are orange to light tan, and often small and circular. Pustules are mostly found on the upper leaf surface, which can help distinguish it from the less damaging common rust.

Spores from pustules can be dispersed miles on air currents, allowing the disease to spread rapidly. Under hot humid conditions, spores of the fungus can infect susceptible corn, and symptoms can be observed within 3-4 days. Within 7-10 days, spores are produced and can be dispersed. The cycle of spore-infect-spore can continue as long as conditions are conducive and corn plants are green. Conditions that favor disease development include hot temperatures (**morning low of 75°F and daytime high of 93°F**) and at least **4 hr** of consecutive leaf wetness. Outside of these conditions disease progress can occur, but at a slower rate. Our colleagues to the South state that Southern rust can continue chugging along at **110 degrees**. That's pretty impressive.

Southern rust does not overwinter in Illinois and blows into the region from warmer regions. In years where it develops to a significant degree early in southern regions, it can move into Illinois during critical stages in crop growth. In general, we see the disease move in most years in late July or early August. This means that in years when plantings are delayed, the disease can arrive on time but plants may be at greater risk for yield loss because the earlier infections occur the more yield can be impacted. Experience from our Southern colleagues indicates that stalk integrity isn't likely to be affected unless you see significant infections during the vegetative stages of crop development.

We request all readers, electronic media and others follow our citation guidelines when re-posting articles from *farmdoc daily*. Guidelines are available [here](#). The *farmdoc daily* website falls under University of Illinois copyright and intellectual property rights. For a detailed statement, please see the University of Illinois Copyright Information and Policies [here](#).



The impact that a foliar disease will ultimately have on corn yield is often related to when the disease starts to develop relative to plant growth. Foliar diseases ultimately reduce carbohydrate allocation to developing ears, thereby reducing yield. Thus, earlier infections are more likely to result in sufficient disease severity to significantly reduce photosynthetic areas at critical stages in grain fill (Figure 1). This effect is supported by a **recent metaanalysis** that show that fungicide applications made between VT and R2 are the most effective in terms of disease management and potential profitability. In terms of a fungicide application, we say that this pushes the disease progress curve to the right, reducing overall severity and yield impact (Figure 2).

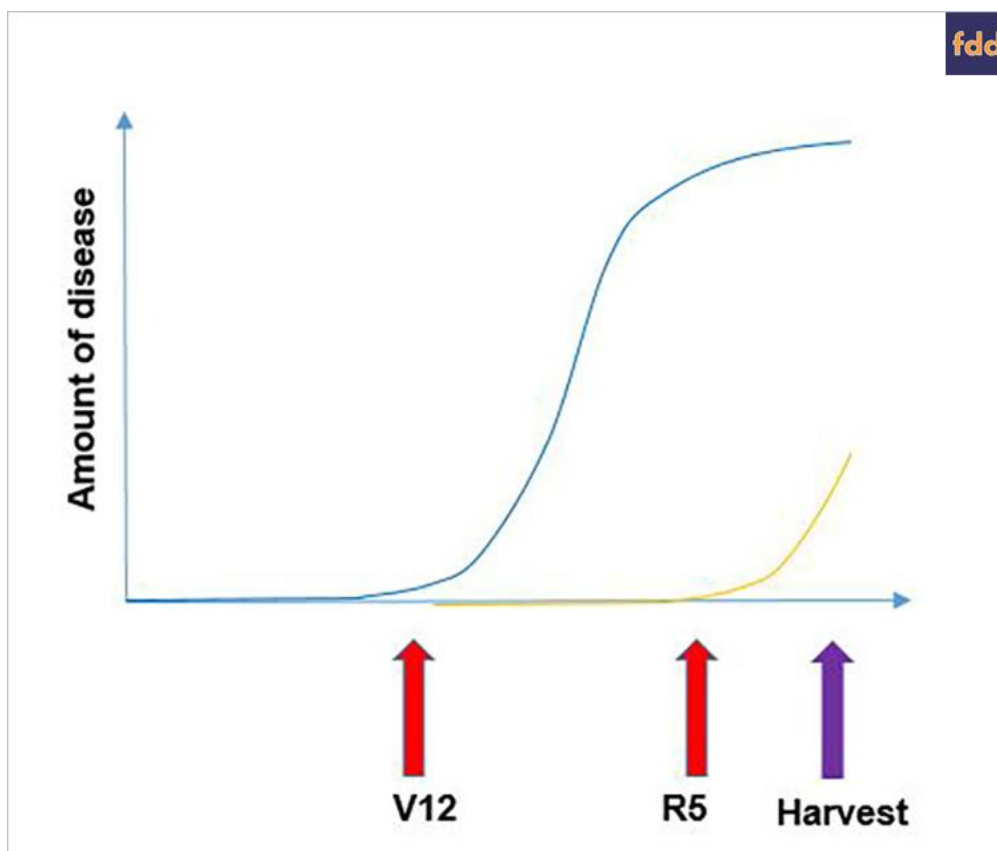


Figure 1. Hypothetical disease progress curve of a foliar disease arriving at V12 (blue) vs R5 (yellow). Later disease onset results in less overall disease and does not impact grain fill as much as infections occurring during early reproductive stages.

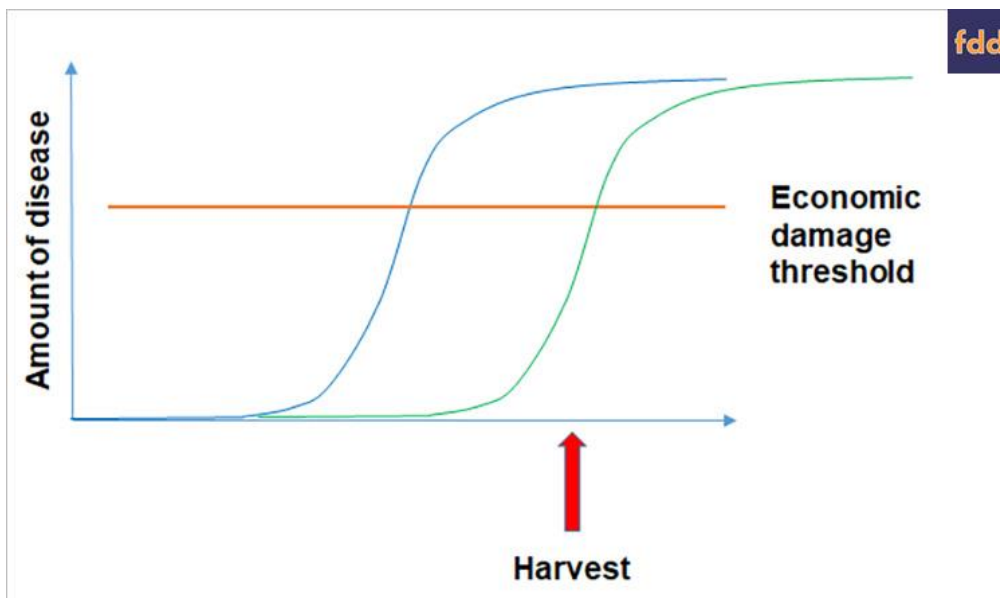


Figure 2. Hypothetical disease progress curves for a unmanaged foliar disease (blue) vs a disease where a management practice, such as a fungicide application, was implemented. The goal of management is to reduce disease buildup underneath the economic damage threshold, the amount of damage needed to produce a yield reduction that if protected, would cover application + product costs.

With Southern rust, experience from the South, where this disease arrives earlier and more frequently, indicates that if the disease arrives after R4, the application is less likely to benefit the producer. In cases where Southern rust arrives early, a second application may be needed if conditions remain conducive. Remember that fungicides provide approximately three weeks of protection.

Growth Stage	Southern rust present	Forecast favors S rust (75-93F) min 4 hrs leaf wetness	Benefit of fungicide?
Vegetative	yes	yes	yes
VT/R1	yes	yes	yes
R3	yes	yes	yes
R4	yes	yes	Maybe- if severe
R5	yes	yes	No
Maturity	yes	yes	No

Management:

- 1) **Know your hybrid.** Although the majority of corn hybrids in the Midwest lack adequate resistance to Southern rust, there are a few hybrids that that have some resistance to this disease. Resistant hybrids will greatly slow the ability of the pathogen to infect, produce symptoms, and reproduce.
- 2) Second, **monitor the disease and your crop growth stage.** *P. polysora* is an obligate pathogen and needs to blow into the state each season, unlike grey leaf spot or tar spot. Thus, by paying attention to where the disease is, knowing your hybrid, and knowing the crop growth stage you can make informed within management decisions. Disease occurrence can be monitored in real time by accessing the [corn IPMPIPE page here](#). As a rule, if you notice that your county or a nearby county has been marked positive for Southern rust, plan on scouting fields and assessing growth stages. Although some disease may develop late, benefits of fungicides will most likely be realized if the disease arrives before R4 and conditions remain favorable for disease development.
- 3) **Consider fungicide applications.** Remember, fungicides can be effective for managing Southern rust if the disease arrives before R4, and applications are made just prior to disease onset. A general efficacy table for fungicides is annually updated at the Crop Protection Network, and a link to the most recent list can be found [here](#). Remember that applications need to be timed to the start of the disease epidemic. An example of this can be seen in Table 1. In this study, we applied fungicides to a susceptible hybrid at VT, and Southern rust was present in the field at less than 1% severity on the ear leaf. This was an irrigated site, and therefore the combination of disease presence, appropriate environment, and presence of disease resulted in significant disease development and yield impact.

Table 1. Results of a fungicide trial conducted in Carmi, Illinois in 2019. The hybrid was susceptible to Southern rust and the field was center-pivot irrigated. All fungicides were applied at VT with 0.125% NIS at 20 gallons per acre. Data were analyzed by ANOVA and means separated by Fishers' LSD at 0.05. Different letters within a column indicate statistically significant treatment differences.

Treatment	Southern Rust %LAI						bu/A adj to 15% Yield	
	R5		Ear Leaf-1		Ear Leaf+1			
	Ear Leaf		Ear Leaf-1		Ear Leaf+1			
Non treated check	39.1	a	38.8	a	32.7	a	192.6	e
Affiance 10 fl oz	11.2	ef	19.6	cdef	17.9	cdef	212.9	cd
Approach 6.8 fl oz plus Tilt 8 fl oz	24.6	bcd	21.3	cdef	21.3	bcd	202.3	de
Approach Prima 6.8 fl oz	15.4	def	12.9	f	12.5	efg	216.5	cd
Delaro 8 fl oz	21.3	bcde	22.1	cdef	19.2	cdef	211.4	cd
Domark 6 fl oz	19.2	bcde	23.3	bcde	13.8	defg	206.6	de
Folicur 6 fl oz	27.5	bc	31.7	ab	28.3	ab	211.3	cd
Headline AMP 10 fl oz	19.2	bcde	27.9	bc	20.4	bcde	213.1	cd
Lucento 5 fl oz	22.1	bcd	15.4	def	11.7	fg	217.3	cd
Miravis Neo 13.7 fl oz	14.8	def	15.2	def	11.9	efg	216	cd
Revytek 8 fl oz	18.2	cde	22.1	cdef	17.5	cdef	225.9	abc
Tilt 4 fl oz	28.9	ab	23.8	bcd	22.5	bc	213.1	cd
Trivapro 13.7 fl oz	7	f	14.2	ef	8.3	g	235.1	ab
Veltyma 7 fl oz	19.5	bcde	15.8	def	13.8	cdefg	236.2	a
P>F	<.0001		<.0001		<.0001		0.0001	

Lastly, it is essential to **accurately identify the disease**. Inaccurate disease diagnosis may result in the unneeded application of fungicides. If you are not sure, or want an expert opinion, send samples to your state diagnostic clinic, for example the [UIUC plant diagnostic clinic](#).

Additional Resources can be found at the [Crop Protection Network](#).

References

Crop Protection Network. Corn Disease Management, CPN-2011-W. February 2019. <https://crop-protection-network.s3.amazonaws.com/publications/cpn-2011-corn-fungicide-efficacy-for-control-of-corn-diseases.pdf>

Southern Corn Rust. <https://corn.ipmpipe.org/southerncornrust/>

Wise, K. A, D. Smith, A. Freije, D. S. Mueller, Y. Kandel, et al. "Meta-analysis of yield response of foliar fungicide-treated hybrid corn in the United States and Ontario, Canada." PLOS ONE 14(6): e0217510. June 5, 2019. <https://doi.org/10.1371/journal.pone.0217510>